



CENTRES

Document technique

CENTER

Technical document

Explication du Document / Document Explanation

!IMPORTANT!

Bien que les dessins soient à grandeur réelle, un sablage est effectué sur le dessus et le dos de chaque battant, centre et profil. L'épaisseur peut donc varier et ne sert ici que de référence standard.

Toute impression peut modifier l'échelle, veuillez vérifier que les dimensions sont encore à l'échelle pour plus de précision.

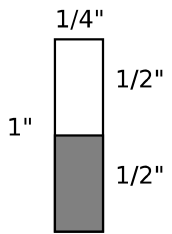
!BEWARE!

Even if the drawings are on a real size scale, we sand the front and back of each stile, center and profile. The thickness might vary from the drawings and should be only used as a standard reference. Printing this document can change the scale, make sure that the size are still correct before using this document.

Pour les centres, la longueur visible est la section profilée que l'on peut voir du centre après qu'il soit inséré dans le battant.

For center panel, visible length is the part of the shaped center we can still see once it's inserted in the stiles.

Centres Centers



A

ARC

Visible: 1"

DAD

ARC

Visible: 3/16"

B

ARC

Visible: 1 5/16"

DAV

ARC

Visible: 3/16" -- Placage/Veneer

C

ARC

Visible: 1 5/8"

E

ARC

Visible: 13/16"

CP

ARC

Placage/Veneer

ESC

ARC

Visible: 7/16"

CPV

ARC

Distance "V": 1 1/2" -- Placage/Veneer

F

ARC

Visible: 13/16" -- Distance "V": 1 1/2"

CPW

ARC

Distance "W": 1 1/2" -- Placage/Veneer

FSC

ARC

Visible: 7/16" -- Distance "V": 1 1/2"

D

ARC

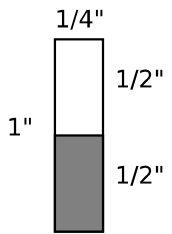
Visible: 1 1/8"

G

ARC

Visible: 1/2"

Centres Centers



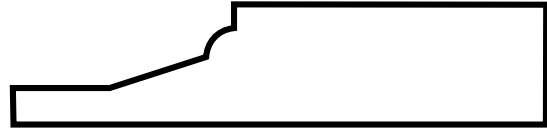
GINV



Visible: 1/2"

ARC

IT



Visible: 7/8"

ARC

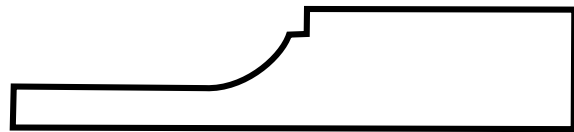
GRF



Visible: 1/2" -- Distance "V":1 1/2"

ARC

J



Visible: 1 1/4"

ARC

GRW



Visible: 1/2" -- Distance "W":2 1/4"

ARC

JT



Visible: 3/4"

ARC

GW



Visible: 1/2" -- Distance "W":1 1/2"

ARC

K



Visible: 1 5/8"

ARC

GWB



Visible: 1/2" -- Distance "W":2 1/2"

ARC

KP



Visible: 1 1/4"

ARC

H



Visible: 1 1/16"

ARC


KT LT



Visible: 3/4"

ARC

I



Visible: 1 5/8"

ARC

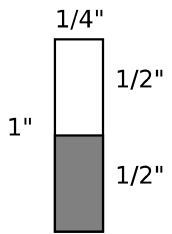
L



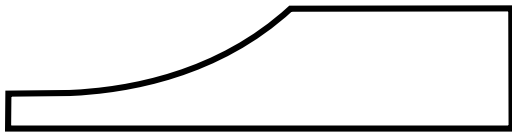
Visible: 1 5/8"

ARC

Centres Centers




M



Visible: 1 3/16"

ARC

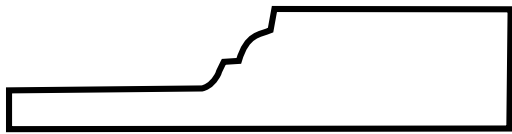
Z



Visible: 1 3/16"

ARC

Q



Visible: 1 1/8"

ARC

BM



Visible: 5/8"

ARC

QT



Visible: 5/8"

ARC

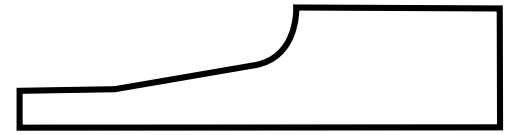
CM



Visible: 1 3/16"

ARC

S



Visible: 1 3/16"

ARC

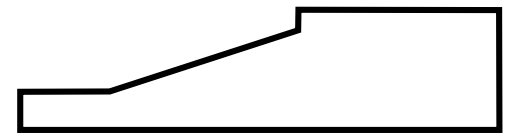
DM



Visible: 7/8"

ARC

X



Visible: 1 3/16"

ARC

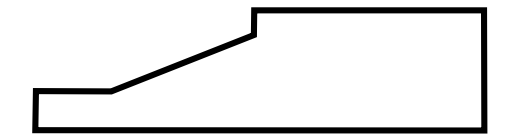
EM



Visible: 1/4"

ARC

XT



Visible: 7/8"

ARC

XM



Visible: 13/16"

ARC

Y



Visible: 1 1/16"

ARC

ZM



Visible: 15/16"

ARC